




Price Computing



Price Computing



Weight Only

**Retail and industrial scales**  
with RS-232 communications

# G Series Scales

## General Characteristics

**Formats:** Flat or Tower (tower easily set up by the user. Just for "Price-Computing" models).

**Capacity - Accuracy:**

6 kg - 2 g # 15 kg - 5 g / 15 kg - 5 g # 30 kg - 10 g.

**Display:** Backlight LCD (G-310/320: 2 displays).

**Keyboard:** Membrane, with protection against humidity.

**Articles (PLUs):** 100 (except "Weight Only" models).

**Presets:** 18 (9 x 2 keys).

**Communications:** RS-232.

**The internal software and communication protocols can be updated from computer.**

## Supply

**Multi-supply:** Mains (230 V) or 12 VDC external battery.

**G-300 B, G-310 B and G-320 B** models are also equipped with rechargeable internal battery. In case of mains failure, the scale would automatically begin operating with internal battery. Battery is recharged from the very scale.

**Last of rechargeable batteries:**

Up to 120 hours\* (with fully charged battery).

\*Approximate average times with backlight off.

Tests of the internal battery last were done after at least 16 hours charge.

## Features

**Tare and set tare.**

**Manual auto-zero.**

"Price-Computing models" include, also:

**Set price:** It allows to set the price to operate several times with the same item.

**Display of the amount in secondary currency.**

**Programmable switch on/off of the backlight.**

**Automatic switch off:** Available in models with internal battery.

It allows to program a time to switch the scale off automatically, in case that there is no weight on the plate or a key is pressed.

**PLU programming:** It allows to program prices and codes for up to 100 articles.

**Quick article search:** It is an useful tool to modify prices in programmed articles.

**Programming of EAN heading** (this parameter only applies to scales connected to POS or ECR).

## Communications

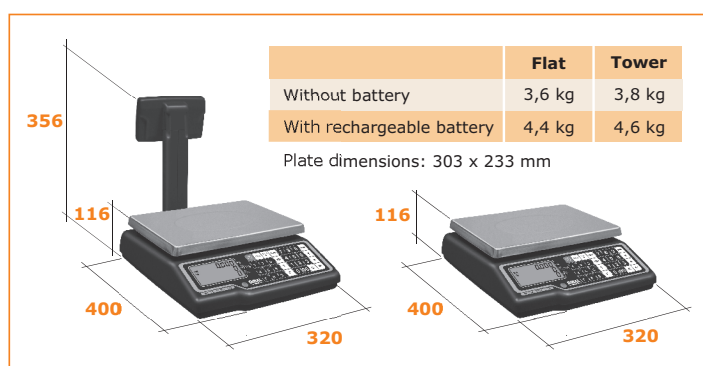
**Connection to computer, POS or ERC,** by means of incorporated RS-232 port. Communication protocols available for the main brands and models in the market.



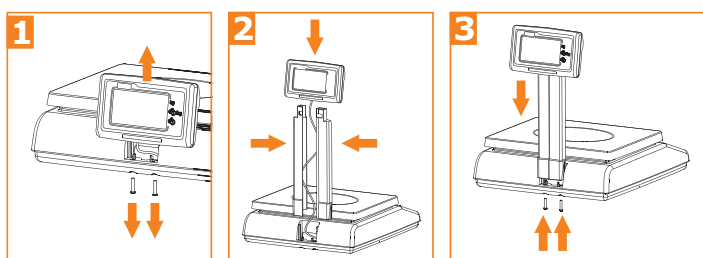
- Models with one protocol (G-300, G-300 B, G-310, G-310 B): The protocol update is made by telecharging the new one from the PC.

- Multi-protocol models (G-320, G-320 B): The protocol is selected among all the available ones inside the scale. You can also load new protocols (up to a maximum of 60) by telecharging them from computer.

## Weight and dimensions (mm)



## Flat or tower format... you decide!



**Tower is included** in the scale box (except "Weight Only" models) and can be easily set up by the user.

## Models



Model	Function	Format	Supply	PLUs	Direct PLUs	Communic. Protocols
<b>G-300</b>	Weight only	Flat	Mains (230 V)	-	-	1, PC telecharge
<b>G-300 B</b>	Weight only	Flat	Mains or Rech. Battery	-	-	1, PC telecharge
<b>G-310</b>	Price computing	Flat or tower	Mains (230 V)	100	18 (9 x 2 keys)	1, PC telecharge
<b>G-310 B</b>	Price computing	Flat or tower	Mains or Rech. Battery	100	18 (9 x 2 keys)	1, PC telecharge
<b>G-320</b>	Price computing	Flat or tower	Mains (230 V)	100	18 (9 x 2 keys)	Up to 60, PC telec.
<b>G-320 B</b>	Price computing	Flat or tower	Mains or Rech. Battery	100	18 (9 x 2 keys)	Up to 60, PC telec.

G Series - v 2.0. -July 2009. Specifications subjected to change without prior notice. Legal Dep.: BI-3314-07

